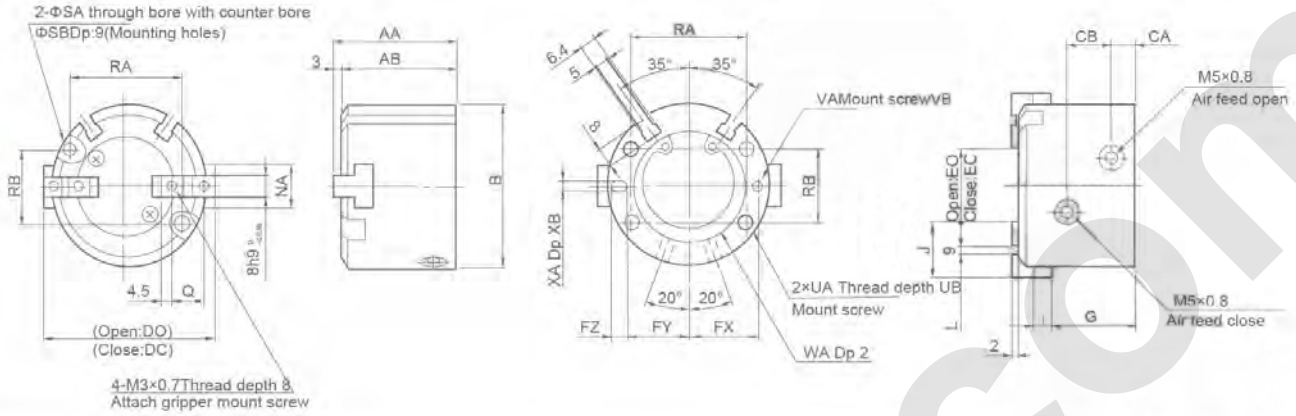


XHS2 Series Slide Guide Air Gripper(Round Body)

Overall Dimensions

XHS2-32D-40D

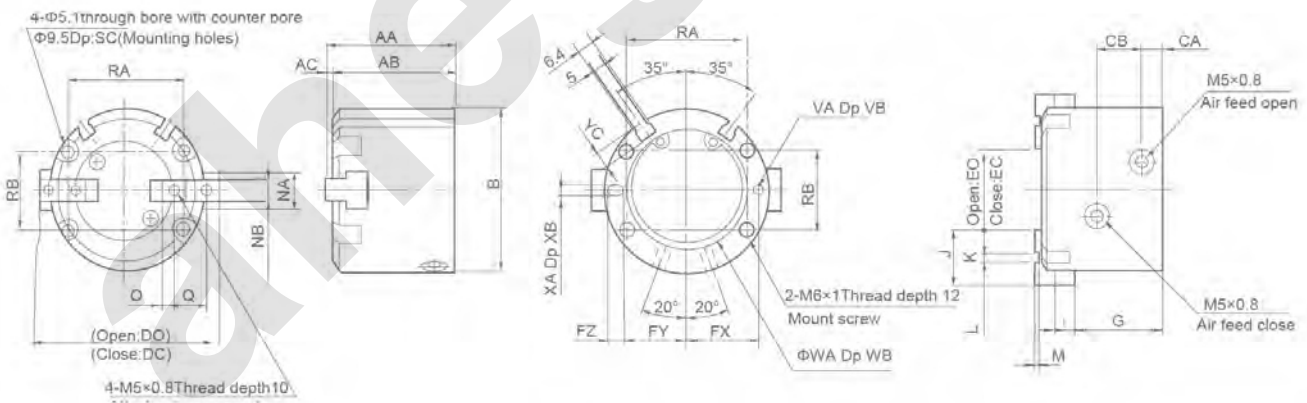


Bore(mm)	AA	AB	B	CA	CB	DC	DO	EC	EO	FX	FY	FZ	G	I	I	L	NA
32	44	41	56	8	16	56	64	16	24	23	20.5	5	30.5	6	20	2H9 ^{+0.025} ₀	14
40	47	44	62	9	17	62	70	20	28	26.5	23.5	6	32	7	21	3H9 ^{+0.025} ₀	16

Bore(mm)	Q	RA	RB	SA	SB	UA	UB	VA	VB	WA	XA	XB
32	11	38	25	4.5	8	M5x0.8	10	3H9 ^{+0.025} ₀	3	34H9 ^{+0.025} ₀	3H9 ^{+0.025} ₀	3
40	12	44	28	5.5	9.5	M6x1	12	4H9 ^{+0.030} ₀	4	42H9 ^{+0.082} ₀	4H9 ^{+0.030} ₀	4

Overall Dimensions

XHS2-50D-63D



Dimension Sheet

Bore(mm)	AA	AB	AC	B	CA	CB	DC	DO	EC	EO	FX	FY	FZ	G	I	J	K
50	55	52	3	70	9	20	70	82	22	34	31	28	6	37.5	9	24	10
63	66	62	4	86	12	22	86	102	30	46	38	34.5	7	44	11	28	11

Bore(mm)	L	M	NA	NB	O	Q	RA	RB	SC	VA	VB	WA	WB	XA	XB	YC
50	4H9 ^{+0.030} ₀	2	18	10H9 ^{+0.030} _{-0.026}	5	14	52	34	12	4H9 ^{+0.030} ₀	4	52H9 ^{+0.074} ₀	2	4H9 ^{+0.030} ₀	4	7
63	6H9 ^{+0.030} ₀	3	24	12H9 ^{+0.030} _{-0.043}	5.5	17	66	38	14	5H9 ^{+0.030} ₀	5	65H9 ^{+0.074} ₀	2.5	5H9 ^{+0.030} ₀	5	7.5

XHS3 Series Slide Guide Air Gripper(Round Body)



XHS3-20D

Ordering Code

XHS	3	—		—	32	D
Series Code XHS: Round Body Type	Finger quantity 3: 3PCS		Type Blank: Standard J: With Cover L: Long Stroke		Cylinder Bore J:16mm~80mm L:16mm~125mm	Action D: Double-acting

Graphic Symbol



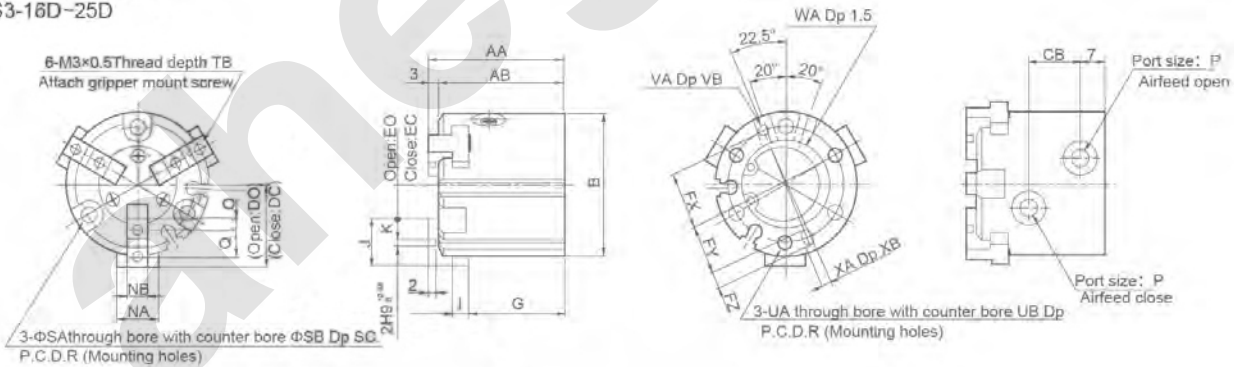
Specification

Bore(mm)	16	20	25	32	40	50	63	80	100	125	
Working Medium	Air										
Operating Pressure Range	0.2~0.6MPa					0.1~0.6MPa					
Ambient And Fluid	-10~60°C										
Repeatability Precision	±0.01										
Max.motion Frequency	120c.p.m					60c.p.m			30c.p.m		
Lubrication	Not required										
Motion Pattern	Double acting										
Note:Grip Power Pressure 0.5Mpa	Outer Diameter Grip	14	25	42	74	118	187	335	500	750	1270
	Inner Diameter Grip	16	28	47	82	130	204	359	525	780	1320
	With Dustpreient Cover Outer Diameter Grip	9	21	36	62	97	155	280	400	—	—
With Cover-standard Gripper Stroke		4	4	6	8	8	12	16	20	24	32
Long Stroke Gripper Stroke		10	10	12	16	20	28	32	40	48	64
Port Size	M3×0.5					M5×0.8			1/8	1/4	3/8
Magnetism switch	With magnet										

Note: Grip outer diameter power, Φ16-Φ25grip distance L=20mm, Φ32-Φ63, grip distance L=30mm, Φ80-Φ125, grip distance L=50mm

Overall Dimensions

XHS3-16D-25D



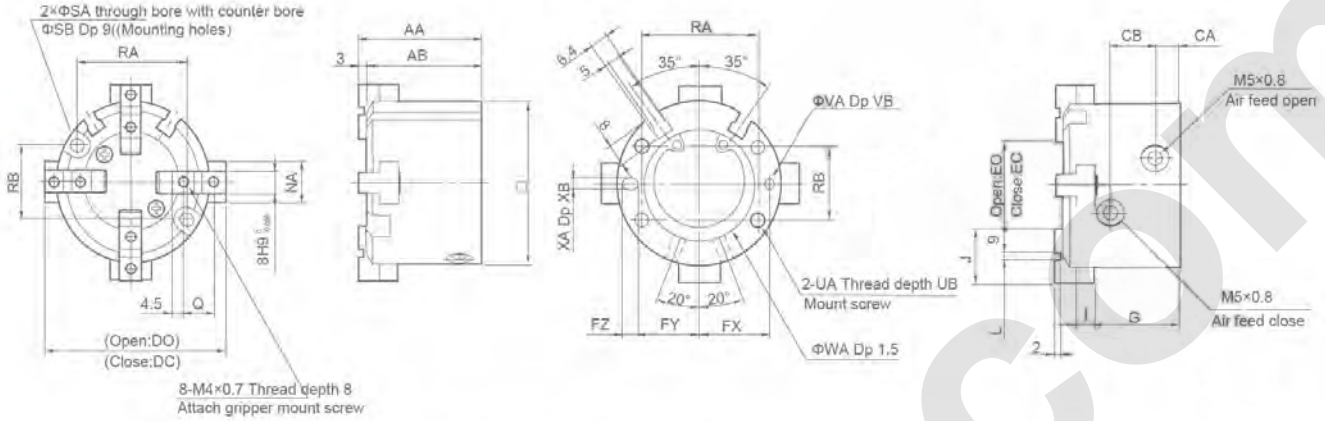
Dimension Sheet

Bore(mm)	AA	AB	B	CB	DC	DO	EC	ED	FX	FY	FZ	G	I	J	K	NA	NB	O	P	Q	R
16	35	32	30	11	15	17	5	7	12.5	11	3	25	4	10	4	8	5h9 ⁰ ₀	2	M3x0.5	6	25
20	38	35	36	13	18	20	6	8	14.5	13	3	27	5	12	5	10	6h9 ⁰ ₀	2.5	M5x0.8	7	29
25	40	37	42	15	21	24	7	10	17	14.5	5	28	5	14	6	12	6h9 ⁰ ₀	3	M5x0.8	8	34
Bore(mm)	SA	SB	SC	TB	UA	UB	VA	VB	WA	XA	XB										
16	3.4	6.5	8	5	M3x0.5	4.5	2H9 ^{+0.025} ₀	2	17H9 ^{+0.043} ₀	2H9 ^{+0.025} ₀	2										
20	3.4	6.5	9.5	6	M3x0.5	6	2H9 ^{+0.025} ₀	2	21H9 ^{+0.052} ₀	2H9 ^{+0.025} ₀	2										
25	4.5	8	10	6	M4x0.7	6	3H9 ^{+0.025} ₀	3	26H9 ^{+0.052} ₀	3H9 ^{+0.025} ₀	3										

XHS4 Series Slide Guide Air Gripper (Round Body)

Overall Dimensions

XHS4-32D~40D

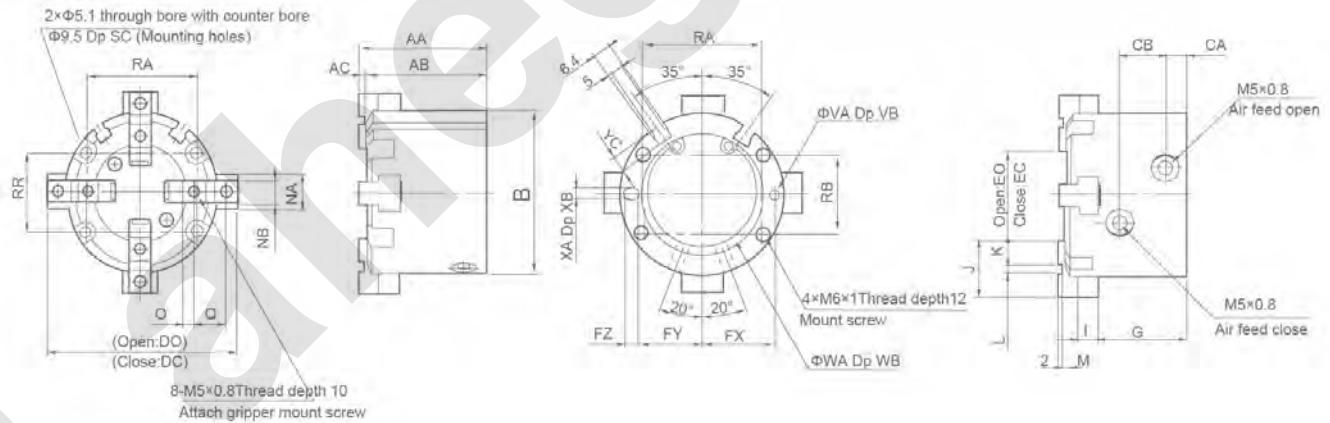


Bore(mm)	AA	AB	B	CA	CB	DC	DO	EC	EO	FX	FY	FZ	G	I	J	L	NA	Q	RA	RB	SA
32	44	41	56	8	16	60	68	20	28	23	20.5	5	30.5	6	20	2H9 ₀ ^{+0.020}	14	11	38	25	4.5
40	47	44	62	9	17	66	74	24	32	26.5	23.5	6	32	7	21	3H9 ₀ ^{+0.020}	16	12	44	28	5.5

Bore(mm)	SB	UA	UB	VA	VB	WA	XA	XB
32	8	M5×0.8	10	3H9 ₀ ^{+0.025}	3	34H9 ₀ ^{+0.062}	3H9 ₀ ^{+0.025}	3
40	9.5	M6×1	12	4H9 ₀ ^{+0.030}	4	42H9 ₀ ^{+0.062}	4H9 ₀ ^{+0.030}	4

Overall Dimensions

XHS4-50D~63D



Dimension Sheet

Bore(mm)	AA	AB	AC	B	CA	CB	DC	DO	EC	EO	FX	FY	FZ	G	I	J	K	L	M	NA	NB
50	55	52	3	70	9	20	74	86	26	38	31	28	6	37.5	9	24	10	4H9 ₀ ^{+0.030}	2	18	10H9 ₀ ^{-0.035}
63	66	62	4	86	12	22	91	107	35	51	38	34.5	7	44	11	28	11	6H9 ₀ ^{+0.050}	3	24	12H9 ₀ ^{-0.040}

Bore(mm)	Q	Q	RA	RB	SC	VA	VB	WA	WB	XA	XB	YC
50	5	14	52	34	12	4H9 ₀ ^{+0.030}	4	52H9 ₀ ^{+0.074}	2	4H9 ₀ ^{+0.030}	4	7
63	5.5	17	66	38	14	5H9 ₀ ^{+0.030}	5	65H9 ₀ ^{+0.074}	2.5	5H9 ₀ ^{+0.030}	5	7.5